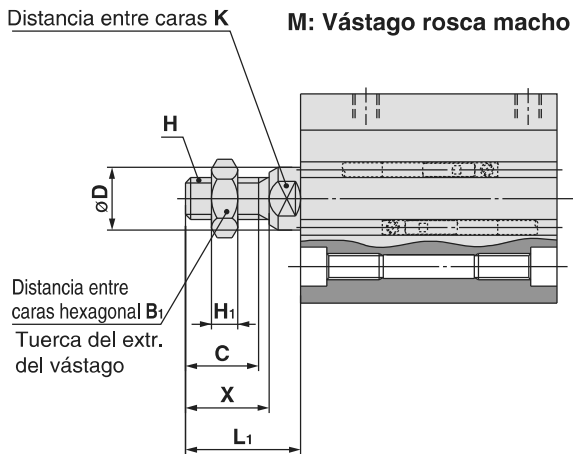
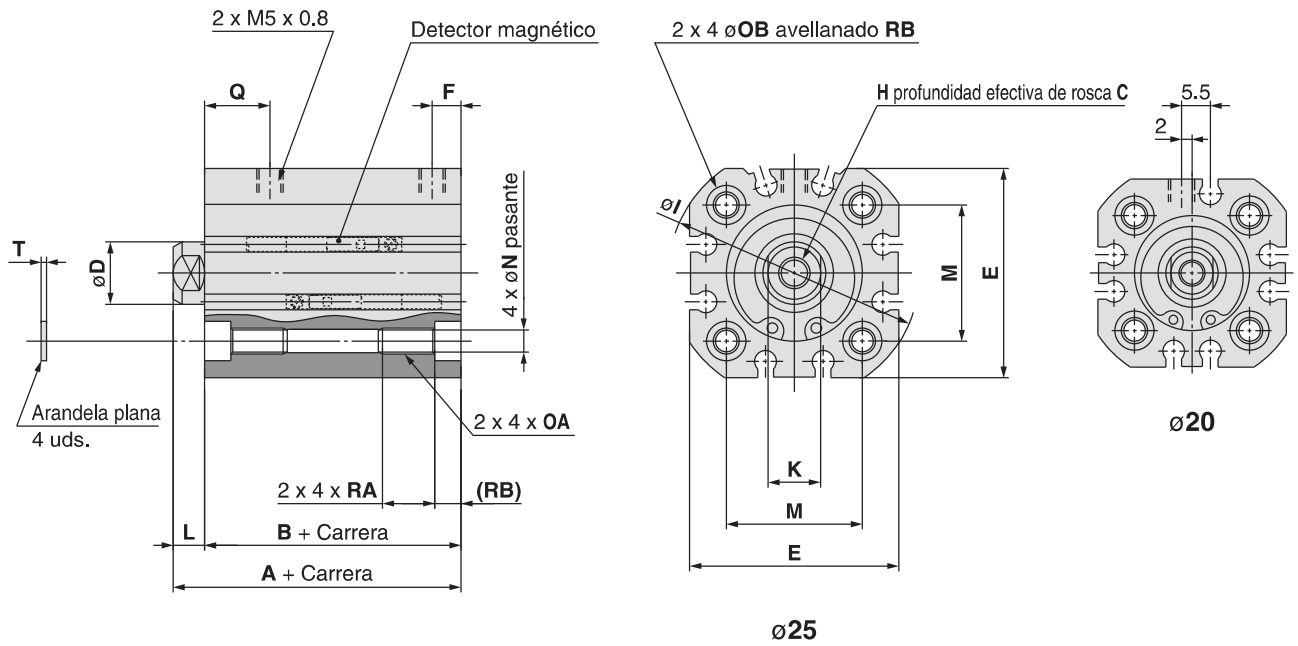


**Dimensiones**

**∅20, ∅25**



**Vástago rosca macho** (mm)

Diámetro (mm)	$B_1$	$C$	$D$	$H$	$H_1$	$K$	$L_1$	$X$
<b>20</b>	13	14	10	M8 x 1.25	5	8	22	16
<b>25</b>	13	14	12	M8 x 1.25	5	10	22	16

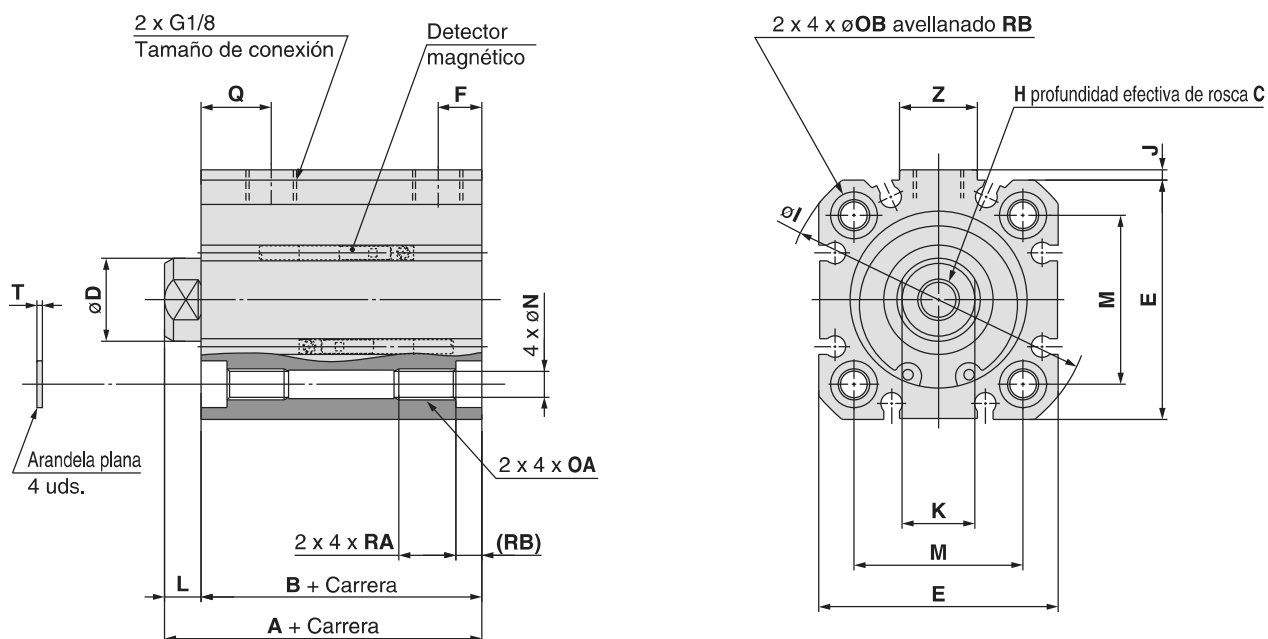
**Modelo básico**

Diámetro (mm)	<b>A</b>	<b>B</b>	<b>C</b>	<b>D</b>	<b>E</b>	<b>F</b>	<b>H</b>	<b>I</b>	<b>K</b>	<b>L</b>	<b>M</b>	<b>N</b>	<b>OA</b>	<b>OB</b>	<b>Q</b>	<b>RA</b>	<b>RB</b>	<b>T</b>
<b>20</b>	43	37	10	10	36	5.5	M6 x 1.0	43	8	6	22	4.5	M5 x 0.8	7.5	10.5	10	5	0.8
<b>25</b>	45	39	10	12	40	5.5	M6 x 1.0	48	10	6	26	4.5	M5 x 0.8	7.5	10.5	10	5	0.8

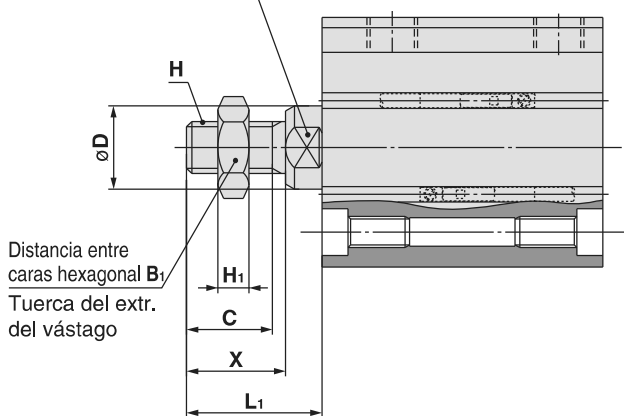
# Serie C55

## Dimensiones

ø32 a ø63



Distancia entre caras K  
**M: Vástago rosca macho**



**Vástago rosca macho** (mm)

Diámetro (mm)	B <sub>1</sub>	C	D	H	H <sub>1</sub>	K	L <sub>1</sub>	X
32	17	16.5	16	M10 x 1.25	6	14	26	19
40	17	16.5	16	M10 x 1.25	6	14	26	19
50	19	19.5	20	M12 x 1.25	7	17	30	22
63	19	19.5	20	M12 x 1.25	7	17	30	22

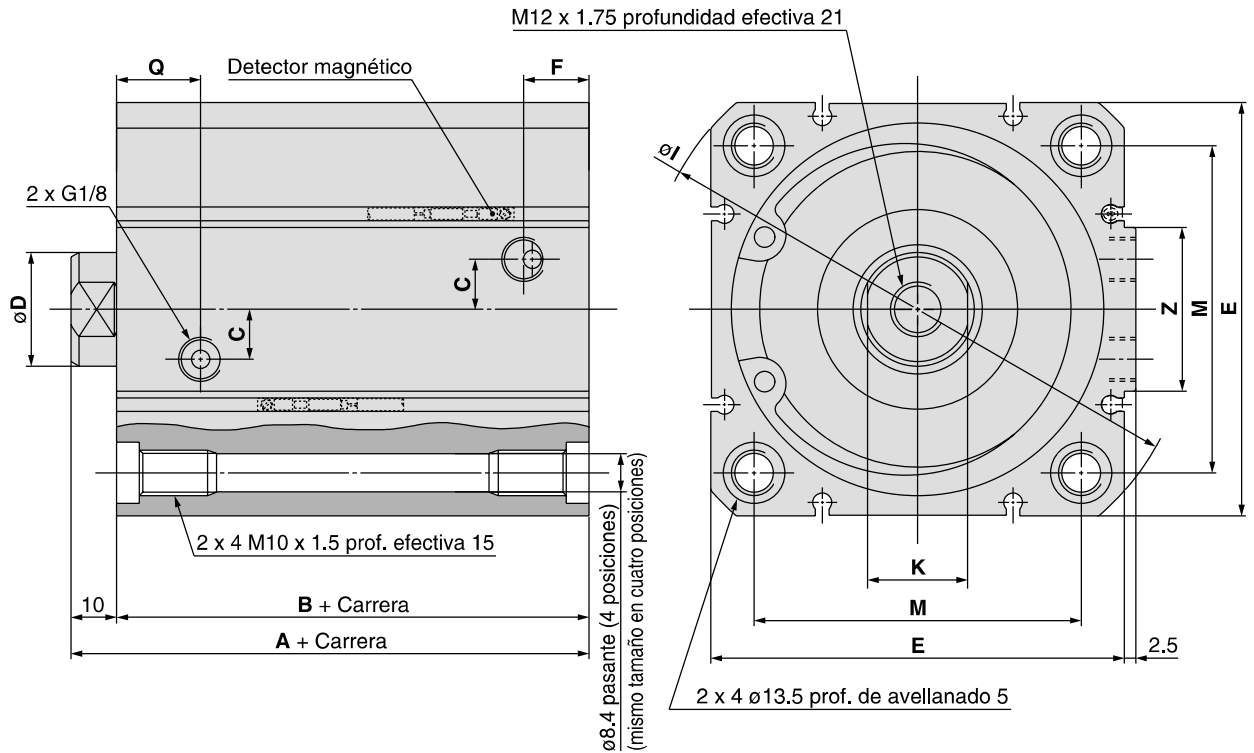
**Modelo básico**

(mm)

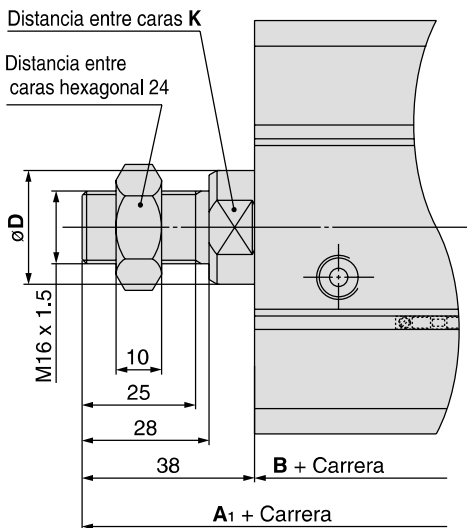
Diámetro (mm)	A	B	C	D	E	F	H	I	J	K	L	M	N	OA	OB	Q	RA	RB	T	Z
32	51	44	12	16	46	8.5	M8 x 1.25	59	2	14	7	32.5	5.5	M6 x 1.0	9	11	11	5	1	15
40	52	45	12	16	52	9.5	M8 x 1.25	67	3	14	7	38	5.5	M6 x 1.0	9	14.5	11	5	1	17
50	53	45	16	20	64	10.5	M10 x 1.5	82	2	17	8	46.5	6.6	M8 x 1.25	10.5	13.5	15	5	1.6	17
63	57	49	16	20	74	14.5	M10 x 1.5	96	3	17	8	56.5	6.6	M8 x 1.25	10.5	15.5	15	5	1.6	17

**Dimensiones**

ø80, ø100



**M: Vástago rosca macho**



**Modelo básico**

(mm)

Diámetro (mm)	A	B	C	D	E	F	I	K	M	Q	Z
80	64	54	11	25	91	15	121	22	72	19	36
100	77	67	14	30	111	18	145	27	89	26	42

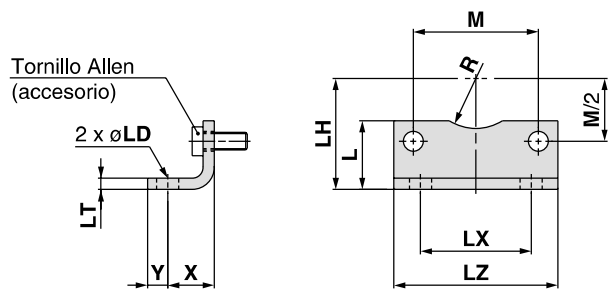
**Vástago rosca macho** (mm)

Diámetro (mm)	A <sub>1</sub>
80	92
100	106.5

# Serie C55

## Fijación de montaje

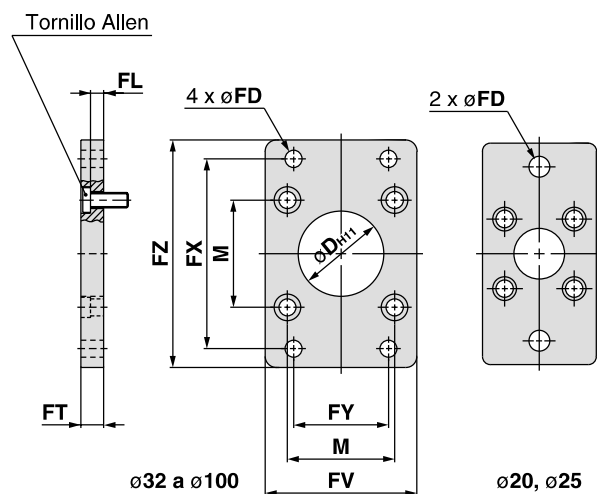
### Escuadra



(mm)

Diámetro (mm)	L	LD	LH	LT	LX	LZ	M	R	X	Y	Tornillo Allen
20	22	7	27	4	22	36	22	8	16	7	M5
25	22	7	29	4	26	40	26	10	16	7	M5
32	24.5	7	33.5	4	32	46	32.5	15	16	7	M6
40	26	10	38	4	36	52	38	17.5	18	9	M6
50	31	10	45	5	45	64	46.5	20	21	9	M8
63	31	10	50	5	50	74	56.5	22.5	21	9	M8
80	38.5	12	63	6	63	96	72	—	26	11	M10
100	45	14.5	74	6	75	116	89	—	27	13	M10

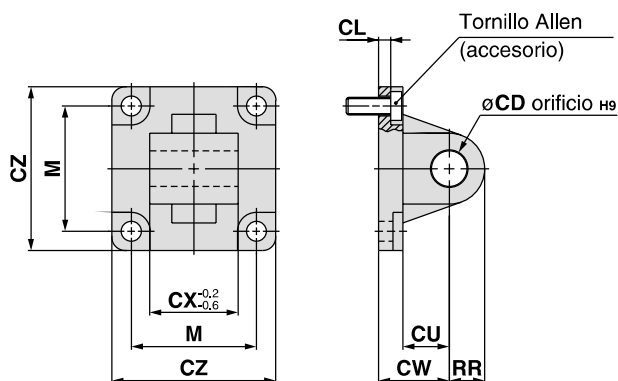
### Brida



(mm)

Diámetro (mm)	D	M	FD	FL	FT	FV	FX	FY	FZ	Tornillo Allen
20	16	22	6.6	2.8	8	38	55	—	68	M5
25	16	26	6.6	2.8	8	38	60	—	73	M5
32	30	32.5	7	5	10	50	64	32	79	M6
40	35	38	9	5	10	55	72	36	90	M6
50	40	46.5	9	6	12	70	90	45	110	M8
63	45	56.5	9	6	12	80	100	50	120	M8
80	45	72	12	8	16	100	126	63	153	M10
100	55	89	14	8	16	120	150	75	178	M10

### Fijación oscilante macho



(mm)

Diámetro (mm)	CD <sub>H9</sub>	CL	CU	CW	CX	CZ	M	RR	Tornillo Allen
20	8	3	12	20	16	35	22	9	M5
25	8	3	12	20	16	40	26	9	M5
32	10	5.5	12	22	26	45	32.5	9.5	M6
40	12	5.5	15	25	28	51	38	12	M6
50	12	6.5	15	27	32	64	46.5	12	M8
63	16	6.5	20	32	40	74	56.5	16	M8
80	16	10	20	36	50	94	72	16	M10
100	20	10	25	41	60	113	89	20	M10